



General Cleaning Guidance for Respiratory Illness in Group Settings

*This information is for people who clean public places like hotels, churches, and schools. It does NOT replace routine cleaning and disinfection procedures but provides **additional** information for cleaning to prevent the spread of respiratory viruses like the one that causes Coronavirus Disease-2019. (COVID-19)*





Staff should use protective clothing and equipment as described in their work policies and procedures. There is **no** need for special clothing or equipment, like masks or coveralls, beyond what is usually required for regular cleaning.

Clean all frequently touched items.

Clean all “high-touch” surfaces such as counters, tabletops, doorknobs, light switches, bathroom fixtures, toilets, trash cans, phones, remote controls, keyboards, tablets, and bedside tables. Use an Environmental Protection Agency (EPA)-registered product that cleans (removes germs) and disinfects (kills germs). Always follow the instructions on the labels of cleaning products and disinfectants.

	<p>Hard surfaces:</p> <ul style="list-style-type: none"> • Clean and disinfect hard surfaces and objects. • Wash stained surfaces with a general household cleaner to remove dirt, germs, and grease. Rinse with water, then use an EPA-registered disinfectant. Follow the manufacturer’s recommended concentration, use, and contact time. • If an EPA-registered disinfectant is not available, use a fresh 2% chlorine bleach solution (approximately 1 tablespoon of bleach in 1 quart of water). Prepare the bleach solution daily or as needed. Test strips can be used to check if the solution is the right strength. • 70% alcohol-based disinfectants are recommended to prevent the spread of viruses but the alcohol can evaporate quickly and not fully disinfect. If you use these products, follow the contact times in the instructions.
	<p>Carpets, couches, and other porous (absorbent) surfaces:</p> <ul style="list-style-type: none"> • Vacuum to keep dust from spreading and going into the air. • Spot-clean spills of bodily fluid promptly following policies and procedures. • Deep clean carpets, avoiding splashing as much as possible • Use steam cleaners to clean carpets and other porous surfaces if needed.

General Cleaning Guidance for Respiratory Illness in Group Settings

	<p>Linens:</p> <ul style="list-style-type: none"> • Wash sheets, blankets, towels, curtains and other linens with household laundry soap and hot water (167 °F or more). Dry on a high heat setting according to policies and procedures.
	<p>Utensils and tools:</p> <ul style="list-style-type: none"> • Clean and sanitize plates, glasses, and silverware in a dishwasher or by hand with soap, hot water, and an EPA approved sanitizer. • Clean mops and cloths with soap and hot water and sanitize with an EPA-registered disinfectant or bleach solution and allow to dry. Use single-use, disposable mop heads and/or cloths as an alternative. • Read directions carefully when using disinfecting wipes on electronics. Check that the electronics can withstand the use of multiple wipes that are needed to keep the surface wet long enough to meet the required contact time.
	<p>Trash disposal:</p> <ul style="list-style-type: none"> • Wear gloves when handling trash or waste. • Ensure that trash is thrown into sturdy, leak-proof (e.g. plastic) bags that are tied shut, placed directly into trash bins and disposed of regularly. • Handle medical waste (such as needles) according to policies and procedures. • After cleaning and throwing away waste, remove gloves and wash hands.
	<p>Other general cleaning guidance:</p> <ul style="list-style-type: none"> • Immediately throw away all disposable cleaning items. • Wash hands frequently, including after emptying waste baskets and touching tissues and similar waste. • Wash your hands thoroughly and often with soap and water for at least 20 seconds or use an alcohol-based hand sanitizer that contains at least 60% alcohol. See Public Health’s guidance on the correct way to wash your hands. http://publichealth.lacounty.gov/acd/handwash.htm